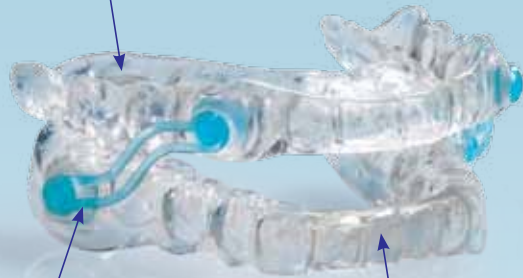


More restful sleep may be in your future

Your dentist has a simple checklist that will help determine the exact design of your Silent Nite sl. Your dentist will also be able to advise you whether this device could help you or your loved ones obtain better, more healthful and restful sleep.

Soft inner layer
rests comfortably
against teeth and gums



Special Slide-Link
connectors position the
jaw to keep the airway
open and prevent snoring

Hard outer shell
is durable and
resists breakage

REFERENCES

1. Young T, Palta M, Dempsey J, et al. The occurrence of sleep-disordered breathing among middle-aged adults. *N Engl J Med.* 1993;328(17):1230-5.
2. Friedlander AH, Yueh R, Littner MR. The prevalence of calcified carotid artery atheromas in patients with obstructive sleep apnea syndrome. *J Oral Maxillofac Surg.* 1998;56(8):950-4.
3. American Academy of Sleep Medicine. *International Classification of Sleep Disorders (ICSD)*, Rochester, Minn., 1990.
4. Isono S, Remmers J. Anatomy and physiology of upper airway obstruction. Kryger MH, Roth T, Dement WC, eds. *Principles and Practice of Sleep Medicine*, 2nd ed. WB Saunders and Co. 1994:642-56.
5. Kopp HP. Snore Device Specifications. ERKODENT Erich Kopp GmbH, Siemen-strasse 3, D-72285 Pfalzgrafenweiler, Germany.

Ask your dentist for more information.



Your dentist can treat snoring and sleep apnea



SILENT NITE[®]
SLIDE - LINK

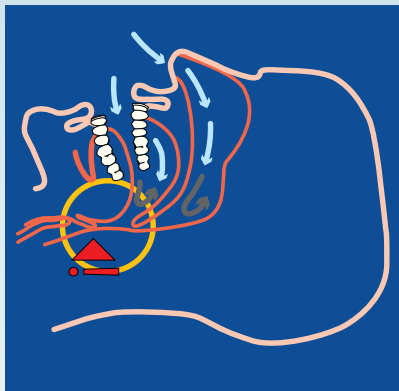
Dentist-Prescribed
Oral Appliance



"We're sleeping better ... thanks to our dentist!"

The dangers of snoring

It is estimated that more than 90 million North Americans snore.¹ Taking into account the snorer's spouse and children, as many as 160 million people are negatively affected by snoring. And snoring doesn't merely interrupt your sleep cycle. The struggle for breath can result in soaring blood pressure, which can damage the walls of the carotid arteries and increase the risk of stroke.² At certain levels of severity, complete blockage of the airway space by the soft tissues and the tongue can occur. If this period of asphyxiation lasts longer than 10 seconds, it is called Obstructive Sleep Apnea (OSA), a medical condition with serious long-term effects.³



Relaxed and collapsed airway produces soft tissue vibrations during breathing, which result in snoring.

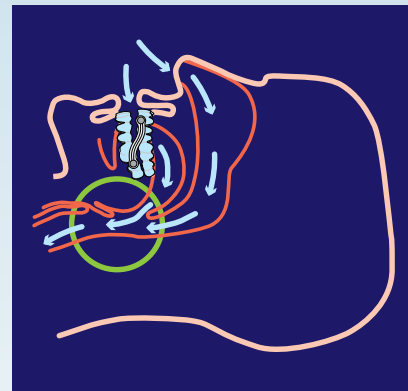
What causes snoring?

During sleep, muscles and soft tissues in the throat and mouth relax, shrinking the airway. This increases the velocity of airflow during breathing. As the velocity of required air is increased, soft tissues like the soft palate and uvula vibrate. The vibrations of these tissues result in "noisy breathing" or snoring.⁴

Surgical techniques used to remove respiration-impairing structures have shown only moderate success rates (20 to 40 percent).⁵ For the majority of snorers, however, the most affordable, noninvasive, comfortable and effective snoring solution remains a dentist-prescribed snore prevention device, such as Silent Nite sl.

How can I prevent snoring?

Silent Nite sl is a custom-fabricated dental device that moves the lower jaw into a forward position, increasing space in the airway tube and reducing air velocity and soft tissue vibration. Special Slide-Link connectors are attached to transparent flexible upper and lower forms. The forms are custom laminated with heat and pressure to the dentist's model of the mouth. The fit is excellent and comfortable, permitting small movements of the jaw (TMJ) and allowing uninhibited oral breathing.



The Silent Nite sl device prevents snoring by opening the airway and making breathing easier.